



OVERVIEW OF DEVELOPMENT PLANNING IN LOCAL GOVERNMENT (POLICY & REFORMS)

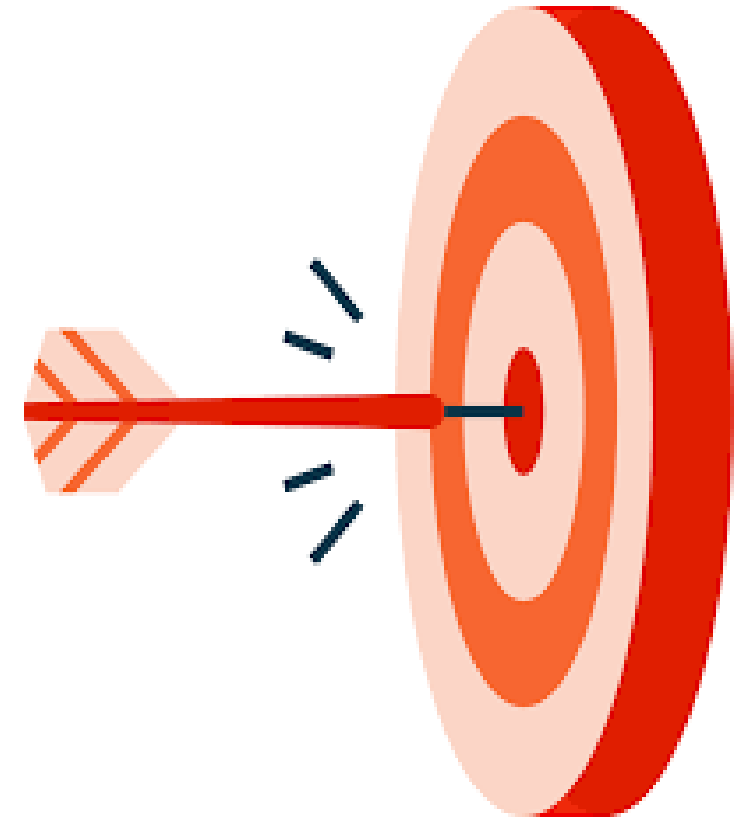
14th October , 2018 ,
ONGABA STEPHEN
DISTRICT PLANNER

Outline of presentation

- Introduction
- Legal framework- Development Planning
- Historical Background to Dev't planning in Uganda
- Comprehensive National Development Planning(CNDPF)
- NDP III Strategic Direction
- Linkages of LG development planning to NDP III, Sustainable Development Goals, African Agenda 2063 and EAC
- Decentralized Planning-Roles & Responsibilities
- Outlook /Format of DDP III & SDP III
- Challenges of Development in LGs

Objectives of the Presentation

- ❑ To give highlights of LGDP (NDP III , DDP III, SDP III in HLG/LLGs**
- ❑ To share Legal framework.**
- ❑ To share NDP III strategic direction**
- ❑ The linkages of NDP III to DDPIII , SDP III, SIP**
- ❑ To share roles & responsibilities of stakeholders in development Planning**
- ❑ To share challenges of LG Planning**
- ❑ To generate emerging issues**



Introduction

- **Development Plans** are a legal requirement for all higher and lower local governments in Uganda.
- **Section 35 of the Local Government Act (Cap 243)** requires district councils to prepare comprehensive and integrated development plans incorporating plans of lower local governments.
- The same section also obliges lower local governments to prepare development plans incorporating plans of lower local councils in their respective areas of jurisdiction.
- Development plans therefore form a **basic tool** for implementation of decentralized development programs and service by government and non-government actors in local governments.

Introduction –ct'd

Decentralized Planning:

Planning where local governments make their own development plans guided by the national strategic direction

Development Planning:

This is the process of **identifying problems, needs, priorities, resources** as well as designing **action plans** with a view of **improving the welfare of the people**. The development planning process includes **plan formulation, implementation, monitoring and evaluation**.

Strategic planning: is a process undertaken by an organization to develop a plan for achievement of its overall long-term organizational goals.

Strategic Development Direction:

This is an agreed development path which a Local government should take in order to arrive at the desired vision results. The strategic direction guides the smaller efforts and activities that a local government undertakes

Legal framework- Development Planning

- Constitution Article 176, (2b) –Decentralization
- Constitution Articles 190 -Comprehensive planning
- Constitution Articles 193- Use of Grants –UC, Devt,
- Constitution Articles 38- Citizen participation on their affairs/ dev't
- Local Government Act Section 35, 36, 37 & 77 (1-4)
(District Council as Planning Authority, DTPC, Integration of plans)
- Public Finance Management (PFM) Act 2015
 - *Section 9(5) of Public Finance Management (PFM) Act (2015)*
 - *Public Finance Management Regulations , 2016 (Statutory Instrument No 420)*
- Treasury Instructions 2017and policies- Implement & enforce provisions in the TI 2017.
- The PPDA Act, 2003 (As amended) with related regulations e.g.– **E-Gov't procurement**
- The physical planning Act, 2010 (section 6(1))- all dev't in line with physical plans
- The 1995 National Population Policy (NPP) -
- The LED Policy (2014) –District/LLGs to promote LED , tap potential and develop local economies
- The National NGO policy 2010 (Sec 5.3), NGOs to share their programs, w/plans & budgets
- Public Private Partnerships Act, 2015

Why reforms on policy/legal / circulars

- Aimed at **improved efficiency, effectiveness, transparency and accountability** in the use of public resources as a basis for **improved service delivery**

Historical Background to Development Planning

- Colonial rule & Protectorate-A lot of challenges(Chiefs, Britain
- Common Man's Charter 1968 (1962-1970)-drafted a plan-CMC
- Rule of Decrees /Military (1971 - 1979)
- Military Commissions 1979-1980)
- Obote II (1981-1986)-Reconstruction & Rehabilitation
- Museveni period Jan 1986- 1997 ;- Reconstruction, Rehabilitation & SAP (Fundamental Economic Reforms)
- Poverty Eradication Action Plan (PEAP)-1997-2009); 3yr rolling plans
- In 2007, Government adopted a **Comprehensive National Development Planning Framework (CNDPF)**; which provides for the development of a **30-year Vision** that will be implemented through: The Growth and Socio-Economic Transformation i.e. NDPI &II (2010 - 2020).

COMPREHENSIVE NATIONAL DEVELOPMENT PLANNING FRAMEWORK (CNDPF)

Introduced 2007, took effect 2010-

It provided for: -

- **Long Term** –30 Years **Vision 2040 (2010 -2040)**
- **Medium Term** – 5 Years **NDPs, SIPs, DDP , SDP**
- **Short Term** – **Workplans, Annual Budgets**

The Interface between the Elements of CNDPF

LONG TERM PLANNING

The 30 Year National Vision

The 10 Year National Development Plan/Strategies

MEDIUM TERM PLANNING

The 5 Year National Development Plan (NDP) Including
Local Government & Sector Plans & strategies

Mid-term reviews (Every 2 ½ years)

SHORT- TERM PLANNING

Annual Plans & Budgets
(Implementation & monitoring)



CNDPF- Product so far

- **The first five year Plans** ;- NDP I , DDP I , SDP I
Time horizon 2010 (2010/2011 - 2014/2015)
- **Second five year** : NDP II, DDPII , SDPII
Time horizon 2015 (2015/2016- 2019/2020)
- ❖ *The Growth and Socio-Economic Transformation i.e. NDPI &II (2010 - 2020).*
- ❖ *Development performance over this period presents a mixed picture: Significant progress has been made, but also some challenges still remain.*
- **Third Five Year** NDP II, DDPII , SDPII
Expected June 2020
Time horizon (2020/2021 – 2024/2025)

Summary of National Progress

- **Significant progress**
 - Sustainable peace, security and macro-economic stability
 - The economy expanded more than ten times.
 - GDP per capita almost tripled.
 - Domestic revenue collection increased;
 - Total exports of goods and services
 - Sustainable peace, security and macro-economic stability;
 - Remittances increased
 - ;

Summary of National Progress Ct'd

- Percentage of population with access to electricity more than doubled
- Maternal mortality ratio (per 100,000 live births) reduced from 506 in FY1986/87 to 336 in FY 2016/17;
- Under 5 mortality rate (per 1000) reduced from 147 in FY 1986/87 to 64 in FY 2016/17;
- Average years of schooling increased from 2.5 in FY1986/87 to 6.1 in FY2016/17
- The total paved roads network as a percentage of total national roads more than doubled
- Electricity generation capacity increased
- Total fertility rate reduced from 7.1 in 1986/87 to 5.4 i
- Life expectancy increased by 20 years in one generation 43 years in 1998 to 63.3 years in 2017;
- In patient malaria death reduced from 20 per 100,000 in 2016/2017 to 9.38 per 100,000 in 2017/2018 largely due to distribution of insecticide treated nets (ITNS).

Challenges

- **Reduction in the proportion of manufactured goods** to total exports from 14.5% in 2012/13 to 12.3%.
- **Inconsistent and insufficient production volumes,**
- **Limited growth in labor productivity,**
- **Inadequate numbers of appropriately skilled labor force** to drive industrialization,
- **Unemployment** - Insufficient numbers of jobs created,
- **Mixed poverty** reduction efforts. Overall, general improvement, with some negative spikes; 19.7 % in 2012/13 to 21.4% 2017/18,
- **Widening Income inequality** from 0.395 to 0.410,
- Negative balance of Trade, limited guaranteed markets and no price stability
- **Continued reduction in the forest cover** from 20.4% in 1986/7 to 9.5% in 2017/18 as well as wetland cover degradation from 15.6% to 10.9% and encroachment during the same period.

Proposed NDP III Strategic Direction

Vision “A transformed Ugandan society from a peasant to a modern and prosperous country within 30 years

Goal: “Increasing Household Income and Improving Quality of life”

Proposed theme:

Sustainable Industrialization for inclusive growth, employment and wealth creation.

“Increasing Household Income and Improving Quality of life”

- Key measures of the goal will be;
 - Higher Income per Capita;
 - Reduced Poverty rates;
 - Lower Income Inequality (Gini coefficient);
 - Higher Human Development Index score.
- However, the focus on the pursuit of attainment of lower middle- income status will remain the anchor of growth.

Linkages of NDP III , DDP III , SDP III & SIPs

The linkages will be on ;-

- Objectives**
- Strategies**
- Programs**

Objectives	Strategies	Programs

NDP III - The Five Objectives

1. Enhance value addition in key growth opportunities
2. Strengthen private sector capacity to drive growth and create jobs
3. Consolidate & increase stock and quality of Productive Infrastructure
4. Increase productivity, inclusiveness and wellbeing of Population.
5. Strengthen the role of the State in development



The NDP III The sixteen programs

1. Agro-Industrialization
2. Mineral-based Industrialization
3. Petroleum Development Program
4. Tourism Development Program
5. Environment, Climate Change and Natural Resource Management
6. Private Sector Development
7. Transport Interconnectivity
8. Sustainable Energy and ICT Development
9. Sustainable Urban Development

NDP III Programs Ct'd

10. Human Capital Development and Social Protection
11. Community Mobilization and Mind-set Change
12. Technology Transfer and Development
13. Special Development Programme
14. Governance and Security Strengthening
15. Public Sector Transformation
16. Development Plan Implementation

15 Programmes Derived from the 20 Strategies

 Strategies	 Programs
1. Promote agro-industrialization 2. Increase local manufacturing activity 3. Promote mineral-based industrialization 4. Harness the tourism potential 5. Promote export-oriented growth	1. Agro-Industrialization 2. Oil, Gas and Mineral-based Industrialization 3. Tourism Development Program 4. Environment, Climate Change and Natural Resource Management
6. Provide a suitable fiscal, monetary and regulatory environment for the private sector to invest 7. Increase local content participation	5. Private Sector Development
8. Institutionalise infrastructure maintenance 9. Develop intermodal transport infrastructure 10. Increase access to reliable & affordable energy 11. Leverage urbanization for socio-economic transformation	6. Transport Interconnectivity 7. Sustainable Energy and ICT Development 8. Sustainable Housing Urban Development
12. Improve access and quality of social services 13. Institutionalise HR planning 14. Enhance skills and vocational Development 15. Increase access to social protection Promote STEI 16. Promote devt. oriented mind-set	9. Human Capital Development and Social Protection 10. Community Mobilization and Mindset Change 11. Technology Transfer and Development 12. Special Programme
17. Increase govt. participation in strategic sectors 18. Enhance partnerships with non-state actors for effective service delivery 19. Re-engineer the Public service to promote invest.	13. Governance and Security Strengthening 14. Public Sector Transformation 15. Development Plan Implementation

NDPIII PROGRAMME OUTCOMES FOR LGs

Programme Name 1: Agro-Industrialization	
Selected Programme Outcomes	Outcome Indicators for LGs
1. Increased production volumes of agro-enterprises	1. Average household incomes from agro-enterprises
	2. % change in agricultural production volumes
2. Increased food security	1. %age of households that are food secure
3. Increased employment and labour productivity in agro-industry	1. % change in jobs created in the agro-industry
Programme Name 2: Oil, Gas and Mineral-based Industrialization	
Selected Programme Outcomes	Outcome Indicators for LGs
Increased contribution of the oil and mineral sector to employment.	1. Number of local firms engaged in mineral related activities

NDPIII PROGRAMME OUTCOMES FOR LGs

Programme Name 3: Tourism Development	
Selected Programme Outcomes	Outcome Indicators for LGs
1. Increased tourism receipts	1. Overnights in all types of accommodation
	2. Investment levels in accommodation of all types and sizes as well as leisure attractions and facilities
2. Increased employment/jobs created along the tourism value chain (from current 220,000 to 400,000)	1. No. of recognized natural heritage sites and preserved areas
	2. No. of recognized cultural and creative attractions in different forms
3. Increased tourism sector competitiveness	1. Proportion of competitive tour packages (including transportation, lodging, and excursions)

NDPIII PROGRAMME OUTCOMES FOR LGs

Programme Name 4: Environment, Climate Change and Natural Resource Management

Selected Programme Outcomes	Outcome Indicators for LGs
1. Increased forest and wetland coverage;	1. Forest cover (%) 2. Wetlands cover (%)
2. Increased biodiversity	1. Sustained integrity of environmental resources
3. Increased tourism sector competitiveness	1. Proportion of competitive tour packages (including transportation, lodging, and excursions)
4. Reduced climate change vulnerability	
5. Reduced human and economic loss from natural hazards and disasters.	

NDPIII PROGRAMME OUTCOMES FOR LGs

Programme Name 5: Private Sector Development	
Selected Programme Outcomes	Outcome Indicators for LGs
Increased quality private sector employment	<ol style="list-style-type: none"> 1. Proportion of private sector jobs to total jobs 2. Proportion of decent jobs to total jobs (Occupational Health Safety, Leave)
Increased survival and growth of MSMEs;	<ol style="list-style-type: none"> 1. Percentage of businesses which are operational after 3 years 2. % of products and services with recognized quality certification
Increased involvement of local firms in the delivery of public goods and services	<ol style="list-style-type: none"> 1. The growth in value contracts by local firms in the delivery of public goods and services 2. Proportion of the total procurement value awarded to local contractors

NDPIII PROGRAMME OUTCOMES FOR LGs

Programme Name 6: Transport and Infrastructure Services	
Selected Programme Outcomes	Outcome Indicators for LGs
1.Improved transport connectivity;	<ol style="list-style-type: none"> 1. Travel Time on District Roads(min/km) 2. Stop-transfer potential 3. Travel Time on District & urban Roads(min/km)
2.Increased infrastructure stock and quality	<ol style="list-style-type: none"> 1. Proportion of DUCA roads in fair to good condition 2. Proportion of DUCAR network upgraded 3. Proportion of paved District roads to the total District roads
3.Improved compliance & safety of transport services	<ol style="list-style-type: none"> 1. Proportion contractors complying to construction standards
4. Long service life of the different transport infrastructure	<ol style="list-style-type: none"> 1. Service life by type of transport mode

NDPIII PROGRAMME OUTCOMES FOR LGs

Programme Name 8: Sustainable Housing and Urban Development	
Selected Programme Outcomes	Outcome Indicators for LGs
1.Improved quality of urban life	1. Urban morbidity rate; 2. Mortality rate from non-communicable diseases
2. Competitive, liveable and inclusive cities	1. Urban employment ; 2. Urban Poverty rate 3. Informal employment rate; 4. Population in formal settlements 5. Security of land tenure; 6. Urban crime rate
3. Affordable decent housing	1. Cost of housing 2. Percentage of population accessing decent housing 3. Population resident and working in an urban area per 1000 popn.
4. Resilient urban environment ecosystem	1. Pollution index 2. Energy use and efficiency; 2. Average share of built up area 3. No. of public open spaces and green belts increased, developed and preserved; 4. Integrated physical plans developed and enforced

NDPIII PROGRAMME OUTCOMES FOR LGs

Programme Name 9: Human Capital Development and Social Protection	
Selected Programme Outcomes	Outcome Indicators for LGs
1. Increased U-5 children developmentally on track in learning, health, and psychological wellbeing;	1. Proportion of children U-5 on track in learning, health, and psychological wellbeing by gender
2.Improved competences in literacy and numeracy and proficiency;	1. Literacy rate and numeracy rate
3.Increased employability of the labor force;	1. Employment rate
4.Increased completion rates of basic education;	1. Average years of schooling
5.Reduced Morbidity of the population	1. Morbidity rate of the population

NDPIII PROGRAMME OUTCOMES FOR LGs

Programme Name 9: Human Capital Development and Social Protection	
Selected Programme Outcomes	Outcome Indicators for LGs
6. Equitable Access to safe water, sanitation and hygiene by all.	<ol style="list-style-type: none"> 1. Percentage of population using an improved drinking water source. 2. Percentage of population using safely managed drinking water services located on premises 3. Proportion of primary and secondary schools with Menstrual Hygiene Management responsive WASH facilities 4. Proportion of primary and secondary schools with a pupil stance ratio of 40:1
Increase access to social protection (health insurance, retirement benefits, SAGE)	<ol style="list-style-type: none"> 1. Number/%tage access to social protection (SAGE);

NDPIII PROGRAMME OUTCOMES FOR LGs

Programme Name 10: Community Mobilization and Mindset Change	
Selected Programme Outcomes	Outcome Indicators for LGs
1. Effective citizen/community participation in development process;	1. Level of community participation;
2. Increased civic competence and community awareness of development processes;	1. Willingness to participate in democratic decision making; respect for human rights equality and democracy;
3. Improved morality and attitudes towards development;	1. Sense of belonging; respect for shared values
4. Increased community ownership of development programmes /Community cohesion	1. Incidence of unethical behavior

NDPIII PROGRAMME OUTCOMES FOR LGs

Programme Name 15: Development Plan Implementation	
Selected Programme Outcomes	Outcome Indicators for LGs
1. Improved realization of development results	1. Percentage achievement of LGDP targets
Improved alignment of the national budget to the NDP	1. Percentage of LG budget compliance to the NDPIII
2. Effective and efficient utilization of public resources	1. Percentage increase in unqualified audit opinion 2. Percentage improvement in value for money audit ratings 3. Satisfaction Index for Public Services
3. Enhanced use of data for evidence based policy and decision making	1. Quality of Ordinances and bye-laws and plans approved

NDPIII PROGRAMME OUTCOMES FOR LGs

Programme Name 15: Development Plan Implementation

Selected Programme Outcomes

4. Enhanced financing of local government investments decentralized plans

Outcome Indicators for LGs

1. Total OSR as a proportion to LG Budget
2. Proportion of direct budget transfers to local government
3. Percentage of self-financed local government investments

OTHER PLANNING INSTRUMENTS- Thematic & crosscutting issues affecting the country

- 1) The Population and Development (POPDEV) planning instrument
- 2) Gender mainstreaming planning instrument
- 3) Environment mainstreaming planning instrument
- 4) HIV/AIDS mainstreaming planning instrument
- 5) Planning instruments for mainstreaming Human rights
- 6) Planning instruments for integrating/mainstreaming climate change
- 7) National physical planning standards and guidelines 2011

Thematic & Crosscutting Ct'd

- **Population Issues**

Population explosion solution /Quality people/ FP

- **Gender and Equity Budgeting**

Please note that any sector/LLG/Department BFP that will not demonstrate how Gender and Equity issues shall be addressed will be REJECTED and referred back to the sector/LLG/Department .

- ***Environment, Climate Change and Sanitation Issues***

LLG/Department are required to mainstream environmental issues
In preparation of sector BFPs for FY 020/21-2024/2025, you should analyze the key environmental issues/concerns and demonstrate how the proposed budget allocations will address them and Sanitation Issues

Thematic/ Cross cutting issues Ct'd

- **HIV/ AIDS :-**

In line with HIV/AIDS Act (2014), all sectors are required to streamline HIV/AIDS issues in Workplans & Budgets and should demonstrate how HIV/ AIDS is being addressed, Therefore, in FY 2020/21-2024/2025, sectors/departments/ LLGs must clearly outline and cost the HIV/ AIDS related activities such as counseling, social support, care and treatment, awareness campaigns and workplace policies for HIV/ AIDS.

- **Human rights–must be observed esp. PANEL**

- P -Participation

- A -Accountability

- N -Non-discrimination

- E -Empowerment

- L -Legality/Standards

- ***Physical/Spatial Planning and Urbanization***

- Planned development to reduce unwanted slams

- ***Nutrition***

- Factor nutrition in all what we do to reduce stunted growth*

- ***Malaria Mainstreaming***

- Have provision malaria reduction campaigns*

The Institutional Framework for LGDP- Stakeholders & roles

District Council :

- Overall Planning Authority
- Discussion approval DP/Budget

District Executive:

- Approval of Budget Framework Paper
- Review & Recommendation of draft
- Sector Priorities before presentation for Council Approval.

Sector Committees: - Review & Recommendation of draft

- Sector Priorities before presentation for Council Approval.

District Chairperson: – Endorse District Development Plan approved by Council before submission

LGDP- Stakeholders & roles ct'd

District /LLG Technical Planning Committees have responsibility of co-coordinating and integrating the plans , data collection & dissemination of the plan

Private Sector organisations and enterprises that are required to participate in all stages of the planning cycle (LGA/ CNDPF).

CSO faith based organisations, and community based organisations that are required to participate in all stages of the planning cycle (LGA/ CNDPF).

Citizens : that are required to participate in initial stages of the planning cycle, plan implementation and oversight (LGA/ CNDPF)

District, urban and sub-county physical planning committees that have physical planning mandates under the Physical Planning Act, 2010

LG DP Process and Formulation

Stipulates the crucial aspects of the LGDP process is participatory and including;

i. Consultations and Data Collection- Relevant data

Consultations and data collection will take place concurrently at all levels (district, municipal, sub-county/town council/division, parish/ward and village/cell)

ii. Actual Development Plan Formulation

- Situation Analysis and Identification of Development Needs and Opportunities
- Elaboration of the LGDP Strategic Direction
- Description of Broad and Sector –Outcomes, Goals, Outputs, Strategies and Interventions of the LGDP and
- Implementation and Coordination

iii. Approval of Respective Local Government Development Plans

- Approval of Lower Local Government Development Plans
- Approval of Higher Local Government Development Plans

iv. Plan Submission -to NPA

LGDP- Prioritization

Prioritization of LG interventions will take into consideration, though not limited to, the following standard criteria

- 1) Consistence with national strategic directions
- 2) Consistence with National sector goals and strategies
- 3) Consistence with HLG/ LLG development plans
- 4) Current condition of the problem the intervention is targeting to address in relation to national service standards
- 5) Number of people potentially benefiting from the intervention
- 6) Additional multiplier benefits
- 7) Availability of alternative solutions
- 8) Availability of budget for operation and maintenance
- 9) Potential / anticipated risks associated with the investment
- 10) Urgency/ emergency rating
- 11) Any other criteria that are locally relevant

Integration of Local Government Development Priorities

Level of Government	Nature of Integration
Sub-county, Town Councils and Division Local Governments	<ul style="list-style-type: none"> ● Integration of Community, parish/Ward, CBO, private sector development aspirations and/or programs into the respective LLG development plan ● Integration of local physical planning priorities (drawn from local physical development plans) into LLG plans
Municipal Local Government	<ul style="list-style-type: none"> ● Integration of division development priorities in the municipal local government plans either for direct funding by the municipality or for forwarding to HLGs/ National level ● Integration of Urban physical planning priorities (drawn from urban physical development plans) into municipal development plans
Higher Local Governments	<ul style="list-style-type: none"> ● Integration of municipal and sub county/town council and development priorities in the Higher Local Government development plans either for direct funding by the HLG or for forwarding to Sector ministries or the National Planning Authority ● Integration of physical planning priorities into HLG development plans

Integration of Local Government Development Priorities Ct'd

Sector Ministries	Integration of HLG development priorities in the SDPs either for strategic coordination or for direct funding by the sector
National Development Plan	Integration of HLG development priorities into the NDP and sector Development Plans

Integrating Sustainable Development Goals (SDG) , African Agenda & EAC

- **Localize SDG 2030**
- The 2030 Agenda for Sustainable Development affirms that the SDGs “seek to realize the human rights of all”. The SDGs can be seen as an operational plan for realizing human rights. The 2030 Agenda addresses some of the burning issues of our time, for example, climate change



SUSTAINABLE DEVELOPMENT GOALS



5 P's



People



Planet



Prosperity



Peace & Justice



Partnerships

African Agenda 2063: The Africa We Want

- **Aspiration 1:** A prosperous Africa based on inclusive growth and sustainable development.
- **Aspiration 2:** An integrated continent; politically united and based on the ideals of Pan Africanism and the vision of Africa's Renaissance. [?]
- **Aspiration 3:** An Africa of good governance, democracy, respect for human rights, justice and the rule of law.
- **Aspiration 4:** A peaceful and secure Africa.
- **Aspiration 5:** An Africa with a strong cultural identity, common heritage, shared values and ethic
- **Aspiration 6:** An Africa, whose development is people-driven, relying on the potential of African people, especially its women and youth, and caring for children.
- **Aspiration 7:** Africa as a strong, united, resilient and influential global player and partner. s.

East African Community (EAC)

“One people, one destiny” – so runs the slogan of the East African Community (EAC), which was re-established in 2001

Inter-Local Government Linkages and Collaboration in Planning

- The LGDP process allows collaboration consultation within & without
 - Situation that affect
 - nearby LG- e.g. Wetlands issue
 - On cross boundary issues – Conflicts
 - intervention addresses cross-boundary commitments
 - Issues that require Cross boarder dialogues it engages both political and technical
- **it can**
 - Sub County to Sub County
 - Sub County To Town Council
 - District to District
- NB. To provide a meaningful collaboration a memorandum be signed

LGDP- Approvals –HLGs & LLGs- DDP III & SDP III

- **LLGS(SDP/Town Council plans)**

➤ After drafting of Plan by TPCs, Departments the it goes thru

1. Discussion of the draft plan by Municipal / LLG Executive committee
2. Laying the draft plan before council by the secretary responsible for finance and /or planning functions at the Municipal/LLG
3. Council refers the draft plan to the council standing committee for review
4. Discussion of final amalgamated draft plan by Municipal / LLG Executive committee.

- **District /HLG Plans**

➤ After drafting of Plan by TPCs, Departments the it goes thru:-

1. Discussion of draft plan by HLG Executive committee
2. Laying the draft plan before council by the secretary responsible for finance and /or planning functions at HLG
3. Council refers the draft plan to the council standing committee for review
4. Discussion of final amalgamated draft plan by HLG Executive committee

The 5-year Local Government Development Planning Cycle

- a 5-year horizon that will correspond with the National Development Planning cycle
- the planning cycle will span between the 1st quarter of the fourth year and the 2nd quarter of the 5th year (August- October)
- covering a total duration of 14/15 months
- Provides for sufficient linkages with the planning cycles at the sector and national level
- the LGDP planning cycle should adequately inform the annual budgeting process which commences in November

The 5-year Local Government Development Planning Cycle

Activity	Year One	Year Two	Year Three	Year Four	Year Five
Plan formulation and approval	N/A	N/A	N/A	Start of LGDP Planning Process -August	Approval of LGDPs by October 30 th
Plan implementation	July - June	July – June	July - June	July - June	July - June
Midterm Review	N/A	N/A	January- March	N/A	N/A
End-of-Previous plan evaluation	October-December	N/A	N/A	N/A	

Other area to be taken note off

- Plan formulation process , methodology & ensure full participation of actors Ref 4.2 to **4.3.4** of LGDP guide
- **LGDP MONITORING AND EVALUATION STRATEGY- (Ref section 5 LGDP guide)**
 - LLGDP Progress Reporting
 - Joint Annual Review of LLGDP
 - LLGDP Mid -term Evaluation
 - LLGDP End of Term Evaluation
 - LGDP M&E strategy (M & E Matrix –
Covering Impacts, Outcomes, Outputs, Activities /Process Inputs/Budgets, Workplans
Why, Who, When, How, What, where - M & E strategy
- **LGDP COMMUNICATION AND FEEDBACK STRATEGY (Ref section 6 LGDP guide**
 - **Why, Who, When, How, What, where** should be communicated

Structure of DDP III & SDP III

- **Seven Chapters are Covered in HLG**

1.0 Introduction

2.0 Situation analysis

3.0 LGDP strategic direction and plan

4.0 LGDP Implementation, coordination and partnership framework

5.0 LGDP financing frameworks and strategy

➤ **5.1 Resource mobilization strategy**

6.0 LGDP monitoring and evaluation framework

7.0 Project profiles

○ **APPENDICES**

➤ **Consolidated Results and Resources Framework**

➤ **Annualized work plan**

2.0 Situation analysis

- **Situation Analysis and Identification of Development Needs and Opportunities**

What is covered in the Situation Analysis?

- Geographical and Natural Endowments ; population profile; social economic data; Livelihood analysis; etc

- Basic statistics; sector policies and standards; recent developments lessons learnt from previous interventions; etc

The Process of Collecting basic Data for development planning at different levels of LGs

The Process of Review ing Sector Development Situations

The Process of Analysing Development Issues, Potentials, Opportunities, Constraints and Challenges

The Process of Analysing the State Of Crosscutting Issues

- Listing of all broad development issues; cause- effect relationships analysis; POCC analysis; etc

...c national standards; performance on each crosscutting issue; statement of POCC for each Issue, lessons learnt; etc

Collection of Physical and Social Economic Characteristics of a Local Government

LGs Should:

- Gather Key Geographical and Natural Endowments information of a LG
- Describe the population profile of a local government - *population size and structures disaggregated by gender, and distributed by LG and Administrative Units; critical demographic ratios and population densities for a LG or administrative units; labour force analysis; migration issues analysis; etc.*
- Description and analysis of the social economic data
- Livelihood analysis which should mainly focus on access to livelihood resources by communities, households and individuals
- Drawing of main development implications arising out of the scenarios presented by the data and analyses

Review and Analysis of Sector Development Situations

- A general description and assessment of the sector and its subsectors including a statement of the importance of the sector in the LG economy;
- Basic data and statistics relevant to planning requirements in the sector
- A statement of basic national policy standards and conditions applicable to each sector/ subsector in view of the NDP and the Uganda Vision 2040
- A comparison of the LG performance on each sector / subsector indicators in relation to national standards
- Basic information/ statistics regarding recent development and their performance results.
- A statement of any lessons learnt from previous sector interventions in the LG which may have implications for implementation of the next development plan
- Drawing of main development implications

Review and Analysis of the State of Crosscutting Issues

- A general description of each of the crosscutting issue including a statement of relevance / importance of the issue in the LG economy;
- A statement of basic national standards and conditions applicable to the crosscutting issue
- Basic information/ statistics regarding recent development interventions promoting the respective crosscutting issue in the LG.
- Sector budgetary and non-budgetary allocations on the crosscutting issue for the previous five years should be an essential component of this section.
- A comparison of the LG performance on each crosscutting issue's indicators in relation to national standards
- Outline of main Opportunities, Constraints and Challenges for each crosscutting issue
- A statement of any lessons learnt from previous interventions on the respective crosscutting issue in the LG
- Drawing of main development implications

Analysis of Major Development Issues, Potentials, Opportunities, Constraints and Challenges

- A final stage of the situation analysis will involve a diagnosis and ranking of a summary of development issues
- On the basis of development Issues, development Potentials, Opportunities, Constraints and Challenges are identified
- This is done via Desk-based process involving the DPU and sector departments but synthesized in planning forums
- Analysis of the **cause-effect** relationships between the identified issues will help you to determine their ranking
- The key issues will help you to make analysis of the general development potentials, opportunities and constraints (POCC) (not sector specific POCC)

Analysis of Major Development Issues, Potentials, Opportunities, Constraints and Challenges - POCC

- To be meaningful in planning, a situation analysis should be able to lead the planners to identification of Development issues that will be handled in the plan.
- POCC analysis helps a planner to come up with relevant issues.
- The Proactive Planning approach which is recommended in the NDP is based on exploitation of development potentials of a LG (and not just on needs)
- LGDP Guidelines Recommends a POCC analysis instead of SWOT analysis
- See the Importance of Doing a POCC Analysis (*Pg 22 of training manual*)

The POCC Process

The POCC process may be **general** or **sector specific**. The process will include the following steps:

1. Listing of broad/ **sector** development issues in a LG e.g. youth unemployment, low agriculture productions, inadequate access to basic social services, etc).
2. Analysis of the **cause- effect** relationships between the identified issues
3. Production of a ranked list of Development issues (*ranking of these issues may be based on conventional ranking methods*)
4. Conducting a POCC analysis of the main development potentials, opportunities, constraints and Challenges (POCC) facing a local government

POCC ANALYSIS MATRIX

Development Issue	Potential	Opportunities	Constraints	Challenges
Inadequate household incomes	<ul style="list-style-type: none"> -Proximity to the Town Council -Availability of land Availability of fertile -ETC 	<ul style="list-style-type: none"> -Positive government policy to enable LG planning -Ready market for services like education, health, Agricultural produce etc. 	<ul style="list-style-type: none"> -Inadequate planning - Inadequate Infrastructure -Low skills 	<ul style="list-style-type: none"> -Unplanned development -Inadequate coordination of planning within
ETC				

Alignment & Linkages- LGDP strategic direction and plan

NDP III, DDP III, LLGs III, SIPs, HRD III

- **Objectives,**
- **Strategies**
- **Programs**
- **Indicators**

Aligned in terms of;-

- Work plans
- Procurement
- Recruitment plans,
- detailed Budget Estimates for the FY 2020/21 – 2024/2025

Challenges of Dev't planning

- Mind-set issues
- Inadequate /Lack of data
- Low commitment on Dev't planning
- Poor IT systems/Poor skills IT
- Inadequate /Poor capacity
- Inadequate skills/Limited interest
- Inadequate /Poor data banks
- Handouts syndrome/Dependence
- Ever changing policies esp.

Way forward to improve Dev't Planning LG

- Training on Mind-set Change to unlock – perceptions/attitudes/beliefs
- Collect data proactively at all levels
- Mobilization & sensation on roles & responsibilities of stakeholders
- Training/Capacity Building on ICT/IT –IFMS, PBBs/PBs
- Build data banks at LLGs & District
- Increase supervision, Monitoring & evaluation of development planning process
- Enforce sanctions
- Disseminate products of Dev't Planning

